

WIZARD E GIAVA TUB CHAIR

BASE GIREVOLE 5 RAZZE 5 STARS SWIVEL BASE

 Alluminio / Aluminium




WZ04B

L: 680
P: 680
HT: 830/950
HS: 450/570
HB: 680

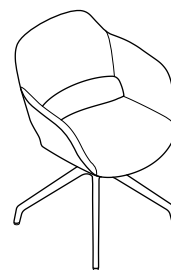
BASE GIREVOLE 4 RAZZE 4 STARS SWIVEL BASE

 Alluminio / Aluminium  Plastica / Plastic



WZ0GL

L: 550
P: 600
HT: 830
HS: 450
HB: 680

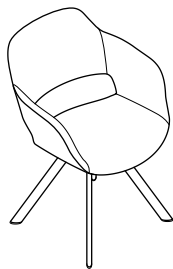


WZ0GN

L: 550
P: 600
HT: 830
HS: 450
HB: 680

BASE FISSA 4 GAMBE ELLITTICO 4 LEGS FIXED ELLIPTICAL BASE

 Metallo / Metal




WZ20N

L: 575
P: 555
HT: 830
HS: 450
HB: 680

BASE FISSA 4 GAMBE LEGNO 4 LEGS WOODEN BASE

 Legno / Wood




WZ20W

L: 575
P: 555
HT: 830
HS: 450
HB: 680

BASE GIREVOLE A ZAVORRA BALLAST SWIVEL BASE

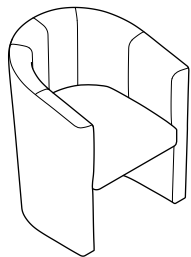
 Metallo / Metal



WZ0DC

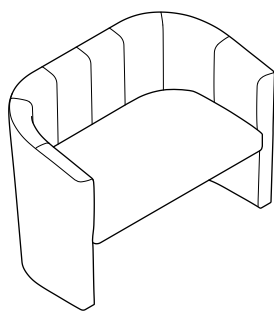
L: 620
P: 600
HT: 830
HS: 450
HB: 680

POLTRONA POZZETTO
TUB CHAIR



GE2PT

L: 660
P: 585
HT: 765
HS: 420



GE2DT

L: 1070
P: 585
HT: 765
HS: 420

FINITURE BASI
BASES FINISHES



RAL 9003
Plastica
Plastic



RAL 9017
Plastica
Plastic



Alluminio lucido
Polished Aluminium



RAL 9003
Metallo
Metal



RAL 9017
Metallo
Metal



RAL 1019
Metallo
Metal



RAL 5014
Metallo
Metal



RAL 6003
Metallo
Metal



Metallo
cromato
Chromed
metal



Faggio
Beechwood

DOTAZIONI MECCANICHE:
MECHANICAL FEATURES:

MECCANISMO OSCILLANTE
TILTING MECHANISM

BASE 5 RAZZE REGOLABILE IN ALTEZZA
5 STARS HEIGHT ADJUSTABLE BASE

CERTIFICAZIONI CERTIFICATIONS
EN 16139 | EN 1022 | EN 1728

Tested by CATAS
Serie GIAVA: Omologazione Ministeriale in Classe 1IM